

User's & Security

- a very fine-grained level of detail in assigning permissions.
- User-level security allows the database administrator to group users with similar needs into common pools. Permission can then be granted to work group instead of to individual users, easing the administration of permissions.





The best practices for securing your system users, roles,& permissions are based on the following ideas:

1. Rethink your roles
2. Know the defaults
3. Evaluate your elevated permissions

The importance of User's, Roles and Permissions

- **Users** are the **people**
- **roles** are their **functions**,and
- **permissions** define what **authorizations** those functions have.

Sample page for creating user account

Clear Show Top Previous Next Bottom Add Update Delete +			
Email Address 	accounting@costuless.co 	Password	••••
Name	Accounting Department	Access Code	
Phone		Phone-Mobile	
Date Format	[Select] ▼	Date Separator	
Shortcut Prefix	Alt ▼	Shortcut Exclusions	fcvhta
Language	[Select] ▼	Tooltips?	<input type="checkbox"/> Enable
Restrict Access to Modules	ca,g,ar,ap,im	Active	<input checked="" type="checkbox"/> Activate?
Reference		Asset Id	
Changed Password	0	Single Session Only?	<input type="checkbox"/> Yes
Security Question			
Answer			
Custom Security Model	[Select] ▼	Access from Location Only?	<input type="checkbox"/> Yes
Self-customization	<input checked="" type="checkbox"/> Restrict		

Users	
<div> <div> <div><</div> <div>></div> </div> <div>50</div> <div> <div>></div> <div>> </div> </div> </div>	
Name ↑	Email Address
Access Code	Restrict Access to Modules
Accounting Department	accounting@costuless.com ca,gl,ar,ap,im
Accounts	accounts@dreamapps.com cafav,cahome, ar, ap, gl, ca
Adeline Dura	adel@dreamapps.com
Ai-ai Abapo	cecille.abapo@dreamapps.com
Asok Chattopadhyay	asok@dreamapps.com
Boss	boss@dreamapps.com
u	
Connecticom Global Network, Inc	training@connecticom.com zx, ca, ar, ap, gl, op, po, im, sa
u	
Cost U Less	demo@costuless.com ca,pd,gl,ar,ap,op,po,im,es,cx,cs,sa
Distribution	aiai@mol.com ca,gl,ar,ap,
Julie Ngau	julie@dreamapps.com esx,cauploaddoc,cafav,cahome, pd,ar, ap, gl, op, no, im, ca, ca, cf, es, ex
u	

Roles

- This is a principle by which developers create a systems that limit access or restrict operations according to a user's constructed role within a system. This is also often called **role-based** principle to ensure that authorized users do not gain access to privileged information.

Sample page for Roles definition

DA

DreamApps™ ERP++ UNLIMITED™

≡

Home

Messages

Reports

Settings

Logout

Home System Administration

cecille.abapo@dreamapps.com, DreamApps PH

Accounting Department

User

Roles

Access-Control

Limits

Groups

Teams

Visibility

Managers

Locations

Accounts

Clear

Show

Top

Previous

Next

Bottom

Add

Update

Delete

+

Role

Search

User

Accountant

Customer

Designer

Employee

Manager

Merchant

Site

Supplier

Tenant

User

Active ☒ Activate?

<

>

50

>

>|

Role #

Target E

User

Roles

Name

Active

50

>

>|

Teams.

- After you have defined the Team, you can link the Team member to the Team and Role. By doing so, you can access to any of the transaction entry by **Team**.

Sample page for creating by Teams

Limits

- The function on user Limit is activated for a particular transaction type only if you have set any limit for at least one user for one transaction type.

Sample page for activating Limits

Visibility

- Once you set up any value for a particular context, all users not satisfying the condition will be barred from viewing any record in all lists in the system.

Sample page for setting visibility

Last update: 2016/09/16
08:20

new:user_and_security http://wiki.dreamapps.com/wiki/doku.php?id=new:user_and_security&rev=1474014004

From:
<http://wiki.dreamapps.com/wiki/> - **DreamApps Wiki**

Permanent link:
http://wiki.dreamapps.com/wiki/doku.php?id=new:user_and_security&rev=1474014004

Last update: **2016/09/16 08:20**

