

## User's & Security

- a very fine-grained level of detail in assigning permissions.
- User-level security allows the database administrator to group users with similar needs into common pools. Permission can then be granted to work group instead of to individual users, easing the administration of permissions.

The best practices for securing your system users, roles,& permissions are based on the following ideas:

1. Rethink your roles
2. Know the defaults
3. Evaluate your elevated permissions

The importance of User's, Roles and Permissions

- **Users** are the **people**
- **Roles** are their **Functions**,and
- **Permissions** define what **Authorizations** those functions have.

### Sample page for creating user account

| Clear Show Top Previous Next Bottom Add Update Delete + |   |
|---|---|
| Email Address   | accounting@costules.co                        |
| Name  | Accounting Department                         |
| Phone   |   |
| Date Format   | [Select] ▼                                    |
| Shortcut Prefix   | Alt ▼   |
| Language  | [Select] ▼                                    |
| Restrict Access to Modules                              | ca,g,ar,ap,im                                 |
| Reference   |   |
| Changed Password  | 0   |
| Security Question                                       |   |
| Answer  |   |
| Custom Security Model                                   | [Select] ▼                                    |
| Self-customization                                      | <input checked="" type="checkbox"/> Restrict  |
| Password  | ••••  |
| Access Code   |   |
| Phone-Mobile  |   |
| Date Separator  |   |
| Shortcut Exclusions                                     | fcvhta  |
| Tooltips?   | <input type="checkbox"/> Enable               |
| Active  | <input checked="" type="checkbox"/> Activate? |
| Asset Id  |   |
| Single Session Only?                                    | <input type="checkbox"/> Yes                  |
| Access from Location Only?                              | <input type="checkbox"/> Yes                  |

### Sample page for the list of system Users

## Roles

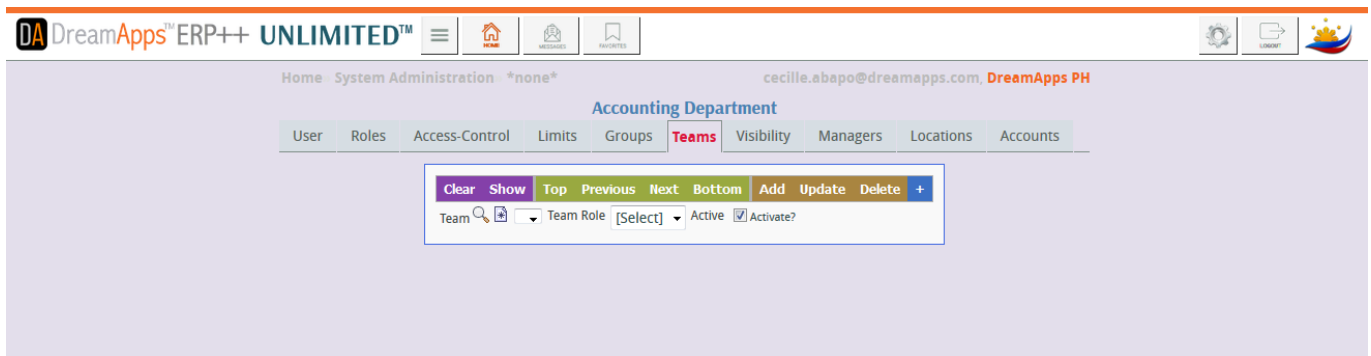
- This is a principle by which developers create a systems that limit access or restrict operations according to a user's defined role within a system. This is also often called **role-based** principle to ensure that authorized users do not gain access to privileged information.

**Sample page for Roles definition**

## Teams.

- After you have defined the Team, you can link the Team member to the Team and Role. By doing so, you can access to any of the transaction entry by **Team**.

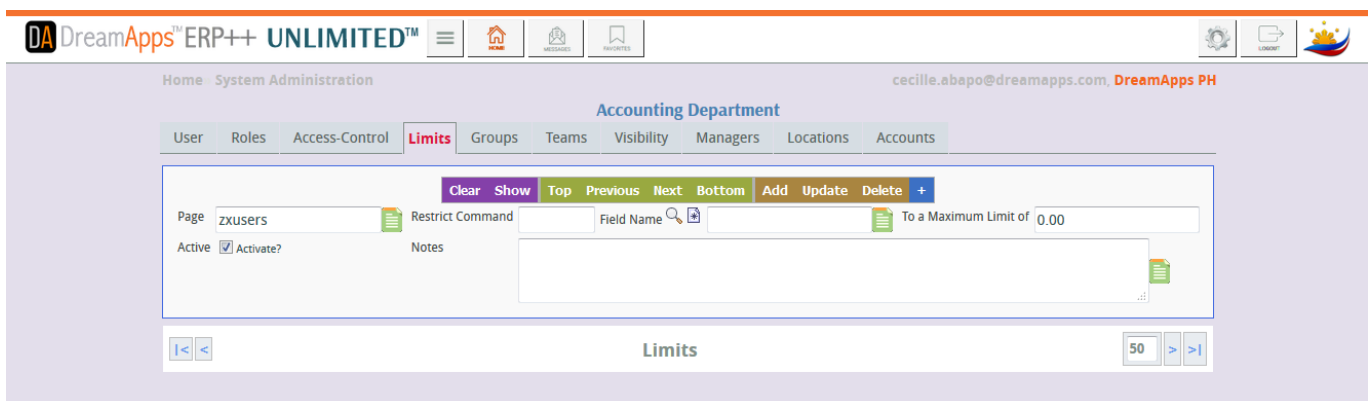
## Sample page for creating by Teams



## Limits

- The function on user Limit is activated for a particular transaction type only if you have set any limit for at least one user for one transaction type.

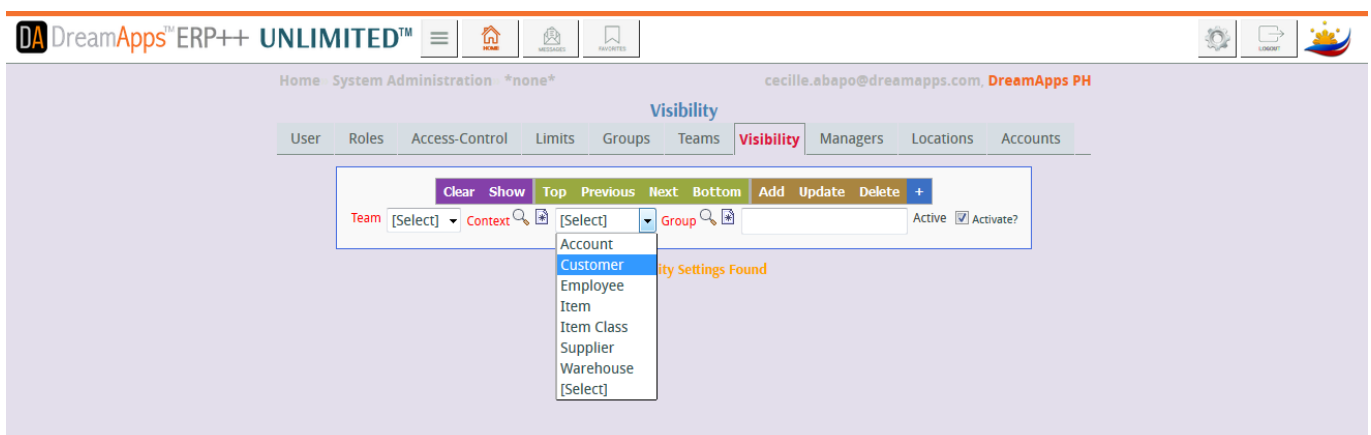
## Sample page for activating Limits



## Visibility

- Once you set up any value for a particular context, all users not satisfying the condition will be barred from viewing any record in all lists in the system.

## Sample page for setting visibility



Last update: 2016/09/16  
08:25

new:user\_and\_security http://wiki.dreamapps.com/wiki/doku.php?id=new:user\_and\_security&rev=1474014320

From:  
<http://wiki.dreamapps.com/wiki/> - **DreamApps Wiki**

Permanent link:  
[http://wiki.dreamapps.com/wiki/doku.php?id=new:user\\_and\\_security&rev=1474014320](http://wiki.dreamapps.com/wiki/doku.php?id=new:user_and_security&rev=1474014320)

Last update: **2016/09/16 08:25**

